

# EUnetHTA

European Network for Health Technology Assessment

**Joint Action 3 | 2016-2021**

# Legal basis

Directive 2011/24/EU on cross-border healthcare



## The Directive provides a detailed legal framework focused on:

Rules concerning the reimbursement of cross-border healthcare costs.

Cross-border healthcare responsibilities of Member States.

Cooperation between healthcare systems.



## EU objectives in HTA Article 15, Directive 2011/24:

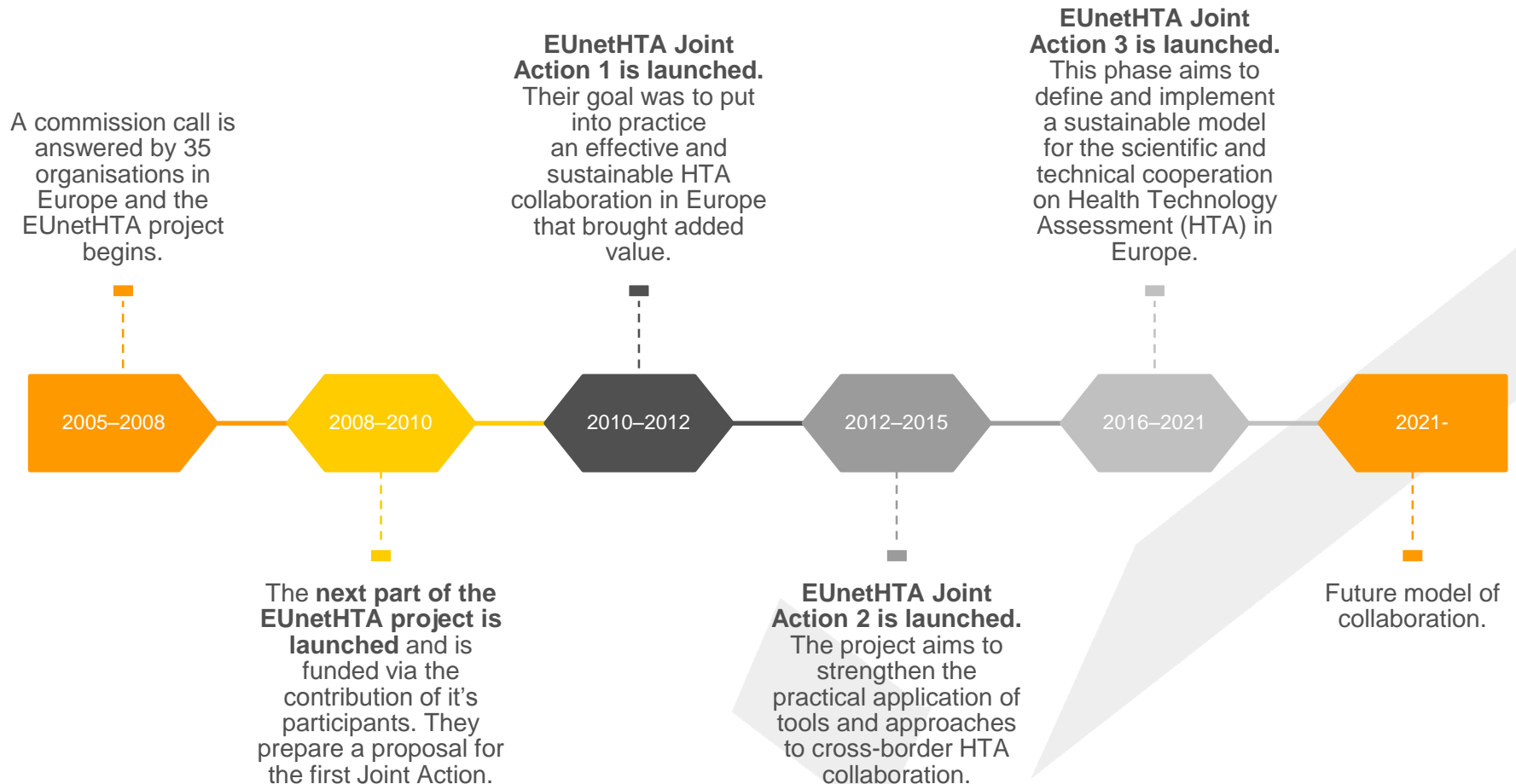
Support cooperation between national HTA authorities.

Support Member States in the provision of objective, reliable, timely, transparent, comparable and transferable information [...] to enable effective exchange of information.

Avoid duplication of assessments.



# The history of EUnetHTA



# Specific objectives of Joint Action 3



To increase production of **high quality** HTA joint work.

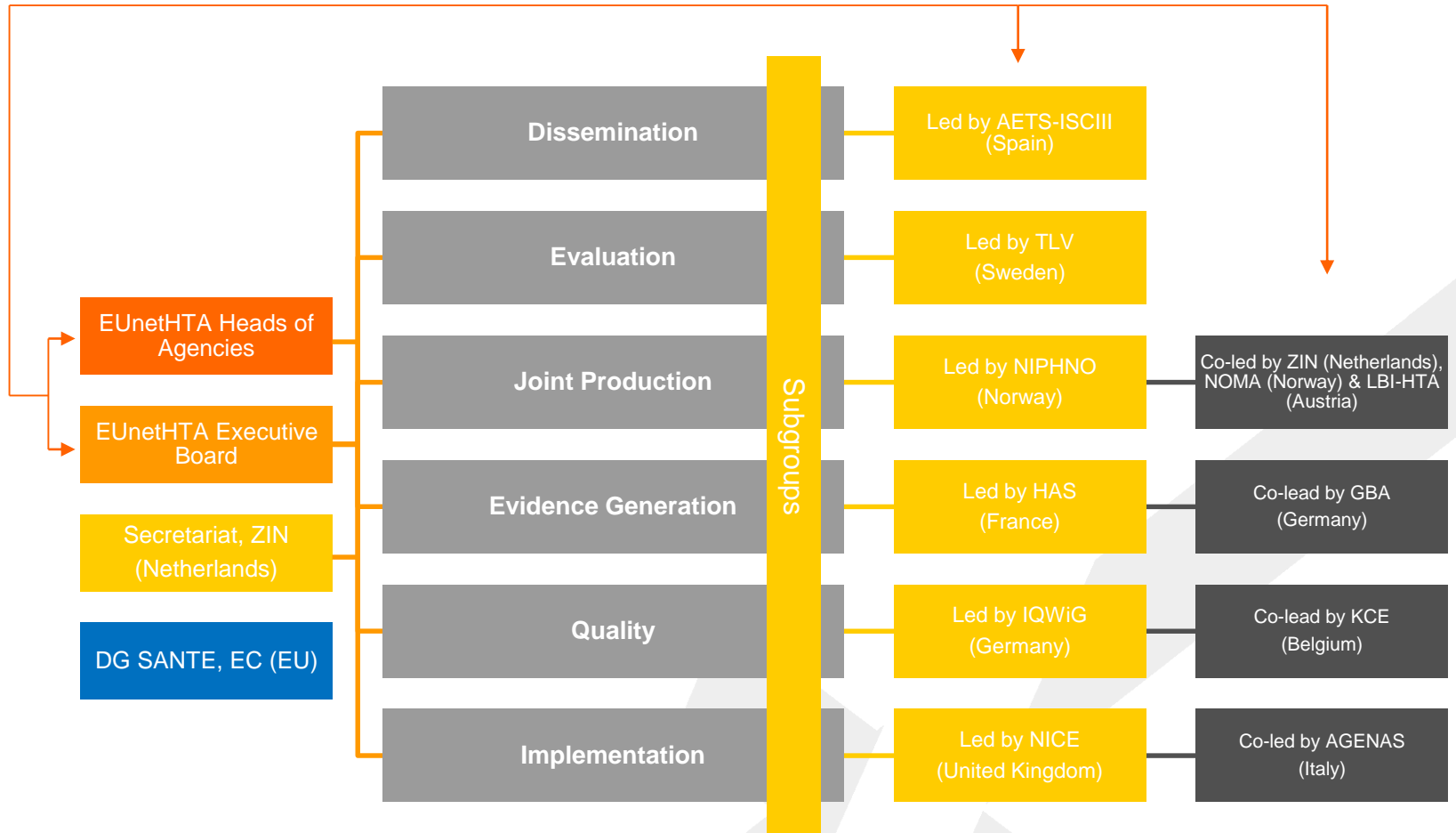


To increase **uptake** and **implementation** of joint HTA work at the **national, regional and local level**.



To support **evidence-based, sustainable and equitable choices** in healthcare and health technologies.

# Governance



# Governance continued

Members of the EUnetHTA Executive Board (and countries represented in the Heads of Agencies)



# Governance continued



Niklas Hedberg

**Chair of the Executive Board**  
Chief Pharmaceutical Officer at  
TLV, Sweden



Chantal Bélorgey

**Vice-Chair of the Executive Board**  
Head of HTA and Public Health at  
HAS, France



Zoe Garrett

**Vice-Chair of the Executive Board**  
Senior Technical Advisor at  
NICE, UK

# Transversal groups

GROUP TITLE		CHAIR
Future Model of Cooperation on HTA	FMC-HTA	Marcus Guardian, ZIN (Netherlands)
Conflict of Interest	COI	Giovanni Tafuri, ZIN (Netherlands)
Patients, Consumers, and Healthcare Providers	P&C/HCP	Giovanni Tafuri, ZIN (Netherlands)
HTA and MDR/IVDR - Medical Devices	-	Claudia Wild, LBI-HTA (Austria)
EUnetHTA Common Phrases	ECP	Rudy Dupree, ZIN (Netherlands)
HTA Core Model	-	IQWiG (Germany)
Task Identification and Prioritisation Group	TISP	Vigdis Lauvrak, NIPHNO (Norway)



# Financing of EUnetHTA JA3

€20M

Total project budget

60/40

This is made up of  
60% EU funding and  
40% Member State  
contribution

External  
funding

The new Early  
Dialogue Financing  
Mechanism will  
receive industry  
funding, enabling the  
continuation of EDs.






**83+** partners from more  
than **30** countries from  
across Europe

These consist of national, regional and non-for-profit agencies that produce or contribute to HTA.

*Disclaimer: The designations employed and the presentation of the material on this map do not imply the expression of any opinion whatsoever on the part of EUnethHTA concerning the legal status of any country, territory, city or area or of its authorities, or concerning the delimitation of its frontiers or boundaries.*

*Every effort is made to ensure this map is free of errors but there is no warrant the map or its features are either spatially or temporally accurate or fit for a particular use. This map is provided without any warranty of any kind whatsoever, either express or implied.*

# Our partners



# Our key products



Early Dialogues

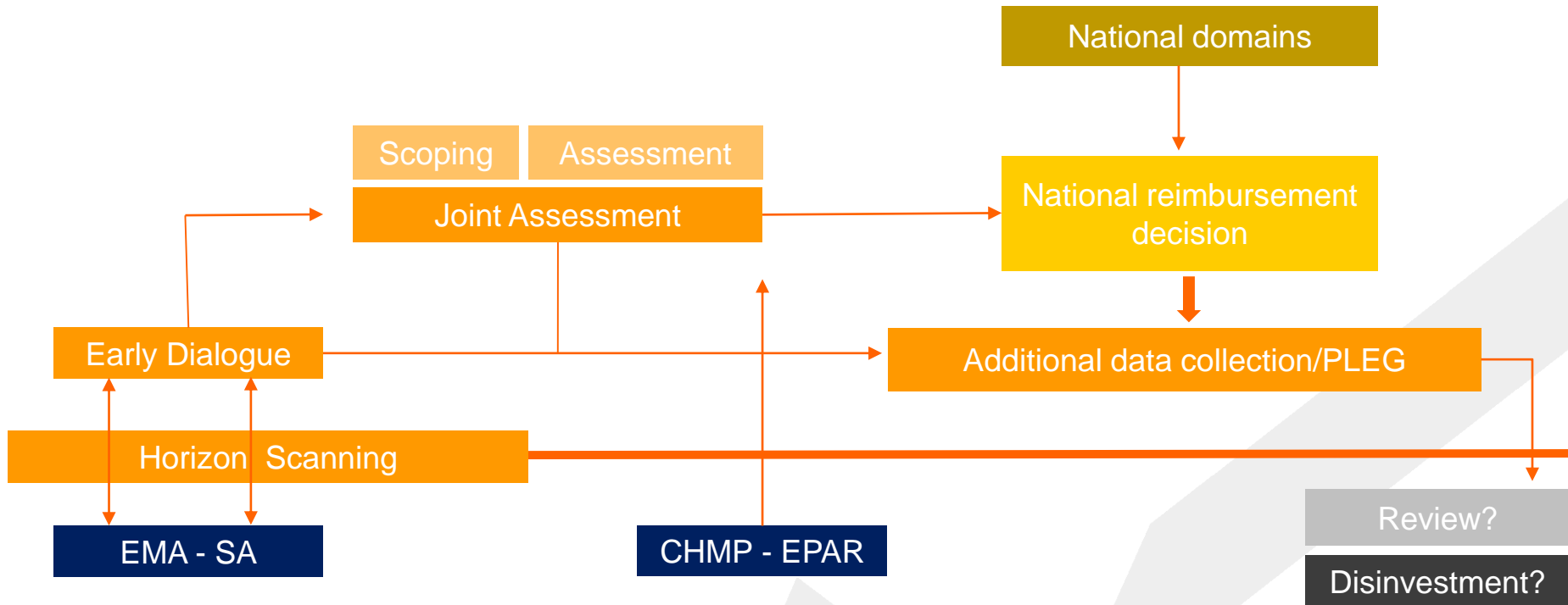


Joint Assessments



Post Launch  
Evidence Generation

# Product lifecycle elements | Pharmaceuticals



# Our key products continued



Platform for  
collaboration



Capacity  
building



Resource  
saving



Trust building

# The **benefits** of EUnetHTA collaboration

## Quality

EUnetHTA procedures have been **well-tested** and are the result of years of **fine-tuning** and **co-development** with agencies across Europe.

## Consistency

Tools and procedures developed during the project's lifetime have been **agreed upon** by many of the participating agencies. Several have already started **implementing EUnetHTA procedures** within their national processes.

## Timeliness

Strict quality control measures mean EUnetHTA reports are **delivered on time** for use in national settings.

## Efficiency

The standardisation of HTA processes reduces **duplication of work** and resource, delivering **value for money** and large efficiency gains.

# So far in numbers

11

Joint Pharma Assessments

14

Collaborative Assessments on Other Technologies

13

Early Dialogues

6

Post Launch Evidence Generation pilots

*As of June 2019*





# Key achievements



Secure collaborative working space & communication platforms.



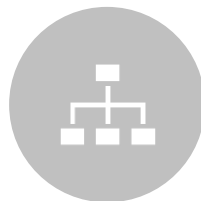
The EUUnetHTA Prioritisation List (EPL).



Large and growing partner base and recognition as a one-stop-shop for HTA in Europe.



Successful Early Dialogue programme and partnering with EMA..



Streamlined governance structure.



Close and continued dialogue with key stakeholders.



Significant interest from developing HTA agencies for support and guidance.

# Continued **challenges**



Consistent engagement with stakeholders



Growing but limited number of Joint Assessments



Implementation and use of Joint Assessments nationally



Authorship capacity amongst partners



Operating in an uncertain context



# Where next?



Continued focus on the production of Joint Assessments and Early Dialogues.



Continued refinement of processes and procedures.



Development of a future model of cooperation on HTA.



Working to meet the project's deliverables and milestones.

# Thank you

For more information, email [eunethta@zinl.nl](mailto:eunethta@zinl.nl)